

FOLLOW SAFE DIAPER CHANGING PROCEDURES.

Remember: Always keep a hand on the child.



Before starting, wash both your hands and the child's hands.



Wear gloves and clean the child.



Remove trash (soiled diaper and wipes)



Replace diaper.



Wash child's hands.



Clean and disinfect diaper station, then wash your hands.

**For more information scan
the QR code or visit:
<https://bit.ly/CDCDiapering>**



INTENSIFY CLEANING & DISINFECTING

For more information please
scan the QR code or visit:
<https://bit.ly/CDCchildcare>



**Remove from
the classroom
toys that
cannot be
cleaned and
sanitized**



**Do not share toys
between groups
of children between
rooms.**



**Put aside toys that
have been in the
mouth or had
contact with any
bodily fluid to be
cleaned and
sanitized.**



**Sheets and blankets
that touch a child's
skin should be labeled
and stored in closed
individual containers
or bins.**



**Clean with water and
detergent, rinse, sanitize
with an EPA-registered
disinfectant, rinse again,
and air-dry or clean in a
mechanical dishwasher.**



**All cleaning
materials should
be kept secure
and out of reach
of children.**

Cleaning products shouldn't be used near children. Staff should ensure that there is enough ventilation when using these products to prevent anyone from inhaling toxic fumes.

WASHING, FEEDING, AND HOLDING

For more information please
scan the QR code or visit:
<https://bit.ly/CDCchildcare>



**Wear a large
button-down,
long sleeved
shirt over clothes
and wear long
hair up off the
collar.**



**Wash your hands,
neck, and anywhere
touched by a
child's secretions.**



**Change the child's
clothes if body secretions
are on the child's
clothes. Change the
button-down shirt,
if there are secretions
on it, and wash hands
again.**



**Child care providers
should wash
their hands
before and after
handling infant
bottles.**



**Equipment used for
bottle-feeding should
be cleaned after
each use by washing
in a dishwasher or
by washing with a
bottlebrush, soap,
and water.**



**Contaminated
clothes should
be placed in a
plastic bag or
washed in a
washing machine.**

FOLLOW SAFE SOCIAL DISTANCING PROCEDURES.

For more information scan the QR code
or visit: <https://bit.ly/CDCchildcare>



SCAN ME

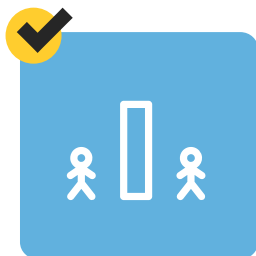


When feasible, staff members and older children should wear face coverings within the facility.



Cloth face coverings should NOT be put on babies and children under age two because of the danger of suffocation!


Implement social distancing strategies:



Keep the same staff with the same group of children each day. Do not have staff or children move from room to room.



Avoid activities that rotate groups through a space like an art room or shared playground.



During nap time keep cots as far apart as you can, ideally 6 feet apart.


FOLLOW SAFE DROP OFF AND PICK UP PROCEDURES

For more information scan the QR code or
visit: <https://bit.ly/CDCchildcare>



Have parents drop off and pick up children either outside or in a lobby area.

- Have a staff member take the children from the parents to their classrooms.
- Limit direct contact between parents and staff.



Make a visual inspection of the child for signs of illness, which could include:

- Flushed cheeks
- Rapid breathing or difficulty breathing (without recent physical activity)
- Fatigue or extreme fussiness
- Confirm that the child is not experiencing coughing or shortness of breath.



Screen all staff and children or others before allowing them to enter by asking the following questions:

- Do you have a fever of 100.4 (38.0C) or above. You may check temperature of children at arrival. Put on gloves and check the temperature.
- Have you had a cough, shortness of breath?
- In the past 14 days have you had contact with anyone diagnosed with COVID-19 or being tested for COVID-19? In the past 14 days have you traveled outside the United States?



Do not allow any child, staff or other person with signs of illness into the building.

HEALTHY HAND HYGIENE BEHAVIOR

For more information please
scan the QR code or visit:
<https://bit.ly/CDCchildcare>



**Wash your hands,
neck, and anywhere
touched by a
child's secretions.**



**Alcohol-based hand
sanitizers with at
least 60% alcohol
can be used if soap
& water are not
available and hands
are not visibly dirty.**



**Always supervise
children when
they use hand
sanitizer to
prevent ingestion.**



**Assist children with
hand washing,
including infants
who cannot wash
hands alone.**



**After washing
the child's
hands,
staff should
also wash
their hands.**



**Place posters
with handwashing
steps near sinks.
The CDC offers
posters in multiple
languages that
are developmentally
appropriate.**