








## Parent Extended Learning Opportunities

Week of May 4<sup>th</sup>-8<sup>th</sup>, 2020

Focus: Every Day Is an Adventure!

Monday	Tuesday	Wednesday	Thursday	Friday
<h3>Story Reading</h3> <p>Story time is a great way to bond with your child and to build your child's comprehension skills!</p>				
<p><b>Recommended Reading:</b></p> <p>"The Way Back Home" By Oliver Jeffers</p>  <p>Use this <a href="#">link</a> to hear the story read aloud.</p> <p><b>Parent Tip:</b> Find out the distance from the Earth to the moon. How long would the rope need to stretch that far?</p>	<p><b>Recommended Reading:</b></p> <p>"Watch Out" By Jan Fearnley</p>  <p>Use this <a href="#">link</a> to hear the story read aloud.</p> <p><b>Parent Tip:</b> Discuss being present and listening to each other. In what ways can you practice being safe?</p>	<p><b>Recommended Reading:</b></p> <p>"Harold and the Purple Crayon" By Crockett Johnson</p>  <p>Use this <a href="#">link</a> to hear the story read aloud.</p> <p><b>Parent Tip:</b> Use your imagination and a purple crayon to create a world uniquely to you.</p>	<p><b>Recommended Reading:</b></p> <p>"Rooster's Off to See the World" By Eric Carle</p>  <p>Use this <a href="#">link</a> to hear the story read aloud.</p> <p><b>Parent Tip:</b> Speak in different voices for each character while reading.</p>	<p><b>Recommended Reading:</b></p> <p>"All the World" By Liz Garton Scanlon</p>  <p>Use this <a href="#">link</a> to hear the story read aloud.</p> <p><b>Parent Tip:</b> Talk about how the artwork makes the poem into the story.</p>
<p><b>Virtual Field Trips</b></p> 	<ul style="list-style-type: none"> <li>• <a href="#">Marineland Dolphin Adventure</a></li> <li>• <a href="#">Vancouver Aquarium</a></li> <li>• <a href="#">Cutest Baby Sloth EVER!</a></li> <li>• <a href="#">Dinosaur Exhibit Field Trip</a></li> </ul>		<p><b>Music and Movement</b></p>  <ul style="list-style-type: none"> <li>• <a href="#">Hello Song</a></li> <li>• <a href="#">We Are the Pirates</a></li> <li>• <a href="#">Colors Everywhere</a></li> <li>• <a href="#">Sight Words Remix II</a></li> </ul>	
<h3>Outdoor/Indoor Play</h3>				

Play is a natural way for young children to discover and make sense of the world around them.

**Infants:** Build your baby a sensory bin from stuffed animals.

**Toddlers:** Take turns kicking and throwing balls; set up baskets with plastic containers or boxes.

**Preschoolers:** Melted Crayons- Use the link to learn more about making [Melted Crayons in the Sun](#).

**Infants:** Pay attention to whatever your baby finds funny, and repeat it. Use props like funny hats, big sunglasses, and mirrors to make your baby giggle.

**Toddlers:** Use a rolling pin or cookie cutters to design play dough art. Talk about what you are making with your child and ask what she is making.

**Preschoolers:** Go on a leaf hunt! – With an adult find, sort, and make a leaf scrapbook.

**Infants:** Encourage your infant to explore different textures.

**Toddlers: Take Drawing Outside:** Spread a shower curtain liner or an old sheet on the lawn and use a cardboard box as writing surface or an easel.

**Preschoolers:** Keep paper, crayons, pens, and markers handy for your child to color and draw. Talk to your child about their drawing. Write the words she says about his/her picture on the paper. This lets your child see you write the words he/she is saying and helps them begin to read.

**Infants:** Sing the nursery rhyme "[Where is Thumbkin?](#)"

**Toddlers:** Include your child in meal preparation by allowing them to help measure or stir ingredients. Explain what you are cooking and how you are preparing the foods that you will be eating.

**Preschoolers:** Use old socks to make hand puppets. Draw on faces with a marker. Tell a story as you make puppets with your child, or make up a story using new puppets.

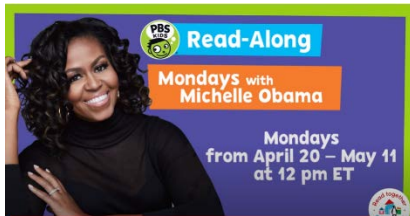
**Infants:** Encourage your baby to explore a mobile while on their back.

**Toddlers:** Encourage your child to try out ride-on toys like balance bikes that will help them get ready for trikes and bikes with pedals.

**Preschoolers:** Pack a picnic and your bikes, enjoy the afternoon at a local park.

## ADDITIONAL RESOURCES

### "Mondays with Michelle Obama!"



Join us for "Mondays with Michelle Obama!" As part of the PBS KIDS Read-Along series, Michelle Obama will read four of her favorite children's books (one book every Monday through 5/11!) @

12 PM Eastern Time. [Link](#)

### Parents



Article: "[8 Tips to Minimize Distractions When Driving With a Newborn](#)"

Article: [Tips on Playing With Babies and Toddlers](#)

Article: "[Managing Your Own Emotions...](#)"

Article: "[The Next Generation of Fathers](#)"

### School Age

[Youtube Kids](#) – Kids videos and more!

[Virtual Field Trip: Nuclear Reimagined](#)

[AdaptedMind](#) – Math Games for K-6

[Cooking with Kids](#) - Kid-friendly recipes and ideas.

