








## Parent Extended Learning Opportunities

Week of June 8th- 12th, 2020

Focus: Colors

Monday	Tuesday	Wednesday	Thursday	Friday
<h3>Story Reading</h3> <p>Story time is a great way to bond with your child and to build your child's comprehension skills!</p>				
<p><b>Recommended Reading:</b></p> <p>"Brown Bear, Brown Bear, What Do You See?" By Bill Martin Jr and Eric Carle</p>  <p>Use this <a href="#">link</a> to hear the story read aloud.</p> <p><b>Parent Tip:</b> Sing and dance along to the rhythm of the book.</p>	<p><b>Recommended Reading:</b></p> <p>"My Many Colored Days" By Dr. Seuss</p>  <p>Use this <a href="#">link</a> to hear the story read aloud.</p> <p><b>Parent Tip:</b> Make a "Feelings Book" from construction paper followed by acting out your favorite emotion.</p>	<p><b>Recommended Reading:</b></p> <p>"Cat's Colors" By Jane Cabrera</p>  <p>Use this <a href="#">link</a> to hear the story read aloud.</p> <p><b>Parent Tip:</b> Have a "Color Scavenger Hunt". Use the book as a guide to locate colors.</p>	<p><b>Recommended Reading:</b></p> <p>"Little blue and little yellow" By Leo Lionni</p>  <p>Use this <a href="#">link</a> to hear the story read aloud.</p> <p><b>Parent Tip:</b> Make a "Sun-catcher Bag": zip seal bag, hair gel, blue and yellow food coloring, packing tape. Mix colors.</p>	<p><b>Recommended Reading:</b></p> <p>"Planting a Rainbow" By Lois Ehlert</p>  <p>Use this <a href="#">link</a> to hear the story read aloud.</p> <p><b>Parent Tip:</b> Review the plants and colors of the rainbow. Create your own rainbow.</p>
<p><b>Virtual Field Trips</b></p> 	<ul style="list-style-type: none"> <li>• <a href="#">Learn About Wall Murals</a></li> <li>• <a href="#">Field Trip to the Art Museum</a></li> <li>• <a href="#">Field Trip: How to Draw With Chalk Art</a></li> </ul>		<p><b>Music and Movement</b></p> 	<ul style="list-style-type: none"> <li>• <a href="#">Primary Colors Song</a></li> <li>• <a href="#">Learn Colors &amp; Objects Song</a></li> <li>• <a href="#">10 Pececitos</a></li> </ul>
<h3>Outdoor/Indoor Play</h3> <p>Play is a natural way for young children to discover and make sense of the world around them.</p>				

### **School Age**

**Infants:** Give your baby some much needed “tummy time” to strengthen your baby’s neck and upper-body muscles.

**Toddlers & Preschoolers:** Encourage children to move like different zoo animals. Example: hop like a kangaroo, etc.

**Infants:** Hold a rattle out for your baby to take. Dance and sing along as he/she shakes the rattle.

**Toddlers** Have children “paint” using water and paintbrushes on the sidewalk or cement area.

**Preschoolers:** Have your child take drawing paper outside to draw a picture of the clouds.

[Make a Rainbow-Science Experiments for Kids](#)



[ARTSWIN Studio Tour](#)

[What Color is the Sun?](#)

**Infants:** Provide a space for your infant to explore, crawl, pull-up, etc. Be sure that the space is safe and clutter free.

**Toddlers & Preschoolers:** Play a game of “Simon Says.”

**Infants:** Babbles and Coos: copy the sounds your infant makes.

**Toddlers & Preschoolers:** Play a game of sponge target. Draw a target with washable paint on a plastic surface. With a wet sponge, aim for the bull’s eye.



### **Family Table Time**

Looking to continue learning during the summer months? Consider these inexpensive digital learning- [Kindermusik Resources](#).

**Resource: (English and Spanish)**

Article: [Everyday Ways to Support Your Child’s Early Learning](#)

### **“A Quote to Ponder...”**



**JOKE:** What did the red light say to the green light?



Don't look, I'm changing!

**ANSWER:**