








## Parent Extended Learning Opportunities

Week of June 15<sup>th</sup> - 19<sup>th</sup>, 2020

Focus: Exploring America

Monday	Tuesday	Wednesday	Thursday	Friday
<p><b>Story Reading</b></p> <p>Reading and sharing stories can help your child get to know sounds, words, language and develop early literacy skills!</p>				
<p><b>Recommended Reading:</b></p> <p>"Is There Really a Human Race?" By Jamie Lee Curtis and Laura Cornell</p>  <p>Use this <a href="#">link</a> to hear the story read aloud.</p> <p><b>Parent Tip:</b> What is one lesson that you can take away from this book?</p>	<p><b>Recommended Reading:</b></p> <p>"My Country, 'Tis of Thee" By Scholastic</p>  <p>Use this <a href="#">link</a> to hear the story read aloud.</p> <p><b>Parent Tip:</b> Have a discussion about the colorful pictures in the book - draw a picture of your favorite scene.</p>	<p><b>Recommended Reading:</b></p> <p>"I Am America" By Charles R. Smith Jr.</p>  <p>Use this <a href="#">link</a> to hear the story read aloud.</p> <p><b>Parent Tip:</b> Discuss the many unique ways that make you a proud American.</p>	<p><b>Recommended Reading:</b></p> <p>"Amelia and Eleanor Go for a Ride" By Pam Munoz Ryan</p>  <p>Use this <a href="#">link</a> to hear the story read aloud.</p> <p><b>Parent Tip:</b> Make a paper airplane. Discuss the meaning of the following words: Aviator, cockpit, solo, daring, etc.</p>	<p><b>Recommended Reading:</b></p> <p>"Blue Sky, White Stars" By Sarvinder Naberhaus</p>  <p>Use this <a href="#">link</a> to hear the story read aloud.</p> <p><b>Parent Tip:</b> Make an American Flag - using glue, scissors, markers and red, white and blue construction paper.</p>
<p><b>Virtual Field Trips</b></p> 	<p><a href="#">Learning About Seminole Indians</a> <a href="#">Pioneer Days Field Trip</a> <a href="#">African Dance &amp; Music Field Trip</a> <a href="#">Hawaiian Dance</a></p>		<p><b>Music and Movement</b></p> 	<p><a href="#">If you're happy and you know it!</a> <a href="#">This land is your land</a> <a href="#">Hickory dickory dock</a> <a href="#">Vevo veo</a></p>
<p><b>Outdoor/Indoor Play</b></p>				

**Play is a natural way for young children to discover and make sense of the world around them.**

**School Age**

**Infants:** Encourage your child to crawl from one side of the room to the other.

**Infants:** Grab a blanket and some books or toys and take playtime outside.

[Cahokia Mounds State Historic Site](#)



**Infants:** Sit in front of your baby and blow bubbles. Point out the sizes of each bubble.

**Infants:** While feeding your baby, gently sing America the Beautiful.

**Toddlers & Preschoolers:** Get ready to play Red, White, Blue! - also known as Duck Duck Goose! (same instructions) Be safe!

**Toddlers:** "Colorful balls in the mud"! Give the red, white and blue balls a good bath.

[African American Culture Contributions](#)

**Toddlers & Preschoolers:** Have an American Scavenger Hunt! Find objects that are red, white and blue around your home.

**Toddlers & Preschoolers:** America The Beautiful Snack - Make an "American Snack" using blueberries strawberries graham crackers, frosting or cool whip. Enjoy!

**Preschoolers:** lay a game of "Red Light, Green Light" with family.

[Good Citizenship](#)



**Family Table Time**

Looking to continue learning during the summer months? Consider these inexpensive digital learning- [Kindermusik Resources](#).

**Resource:**

Article: [Home Learning for Young Children: A Daily Schedule](#)

**"A Quote to Ponder..."**



**JOKE:** What did the flag say to the other flag?



**ANSWER:** Nothing, it just waved!