








Parent Extended Learning Opportunities

Week of June 29th- July 3rd, 2020

Focus: Transportation

Monday	Tuesday	Wednesday	Thursday	Friday
<p>Story Reading</p> <p>Reading and sharing stories can help your child get to know sounds, words, language and develop early literacy skills!</p>				
<p>Recommended Reading:</p> <p>“Goodnight, Goodnight, Construction Site” By Sherri Duskey Rinker and Tom Lichtenheld</p>  <p>Use this link to hear the story read aloud.</p> <p>Parent Tip: Paint with Vehicles! Add some trucks, tractors, and cars to some paint and paper and compare the tracks that they make!</p>	<p>Recommended Reading:</p> <p>“My Truck is Stuck” By Kevin Lewis and Daniel Kirk</p>  <p>Use this link to hear the story read aloud.</p> <p>Parent Tip: Reuse bubble wrap for a road. Drive some big vehicles on it to hear the Pop!</p>	<p>Recommended Reading:</p> <p>“Engine, Engine, Number Nine” By Stephanie Calmenson</p>  <p>Use this link to hear the story read aloud.</p> <p>Parent Tip: Put together a train with your chairs and invite your stuffed animals to ride in the train cars!</p>	<p>Recommended Reading:</p> <p>“Mighty, Mighty Construction Site” By Sherri Duskey and Tom Lichtenheld</p>  <p>Use this link to hear the story read aloud.</p> <p>Parent Tip: Simply add a few vehicles to some play dough and make a construction site.</p>	<p>Recommended Reading:</p> <p>“Pete the Cat Go Pete, Got!” By James Dean</p>  <p>Use this link to hear the story read aloud.</p> <p>Parent Tip: Create a “Traffic Light Snack” Cut strawberries, bananas, and green grapes into circles now place them on top of graham crackers. Enjoy!</p>
<p>Virtual Field Trips</p> 	<p>Field Trip to a Bus Depot Railroad Museum Field Trip How to Draw with Chalk Art Field Trip</p>		<p>Music and Movement</p> 	<p>The Wheels on the Bus Medios de Transporte Let's Be Planes</p>
<p>Outdoor/Indoor Play</p>				

Play is a natural way for young children to discover and make sense of the world around them.

School Age

[An Animated History of Transportation](#)



[Transport has changed](#)

[History of Transportation](#)

Infants: Create a "Shaker Bottle" using an empty 16oz bottle, colored rice, or pasta. Glue the top back on. Hear what happens as you encourage your child to shake, rattle, and roll the container.

Toddlers & Preschoolers: Set out some flour to explore and play with. Add vehicles for some hauling and track making!

Infants: Play a game of Peek-a-boo by leaving part of a transportation vehicle showing. Then ask your child, "where is it"? and encourage him/her to look for it.

Toddlers & Preschoolers: "Petal your Bike" Sit in a chair and move your legs or lay on your back and pedal your legs above your head!

Infants: Let's read a "Transportation Book" Point to the pictures as you read while engaging your child by changing your voice to make different vehicle sounds.

Toddlers & Preschoolers: "Create a Sensory Table": Use sand (or dirt) and add small cars or other means of transportation.

Infants: "Car Stacking" Stack 2 or 3 cars, encouraging your child to knock them down.

Toddlers "Tip Like a Dump Truck" Tip side to side!

Preschoolers: Tape a maze on your floor/ground and add some numbers. Have your child drive and count their way through the maze.



"A Quote to Ponder..."

The lessons you learn, on your journey towards a destination, will always be more valuable than the destination itself.

Samqurashi

Kicks & Wiggles

JOKE: How are cars like elephants?

ANSWER: They both have trucks!



[Learn Letter Names and Sounds with Fun](#)

[50 Best Indoor Activities](#)

[United States Astronaut Hall of Fame](#)