








Parent Extended Learning Opportunities

Week of July 6th- July 10th, 2020

Focus: Community Helpers

Monday	Tuesday	Wednesday	Thursday	Friday
<p>Story Reading</p> <p>Reading and sharing stories can help your child get to know sounds, words, language and develop early literacy skills!</p>				
<p>Recommended Reading:</p> <p>“Officer Buckle and Gloria” By Peggy Ruthmann</p>  <p>Use this link to hear the story read aloud.</p> <p>Parent Tip: Create a safety poster. Write out a few safety tips on star shaped sheets of paper. Discuss tips with your family.</p>	<p>Recommended Reading:</p> <p>“Harvey Hare Postman Extraordinaire” By Kevin Lewis and Daniel Kirk</p>  <p>Use this link to hear the story read aloud.</p> <p>Parent Tip: Write a thank you letter to your Postman and decorate the envelope. Hang it on your mailbox!</p>	<p>Recommended Reading:</p> <p>“Police Cars” By Chris Oxlade</p>  <p>Use this link to hear the story read aloud.</p> <p>Parent Tip: “Drawing with Cars” Tape a marker or crayon to the back of your car and zoom around a piece of paper to make art.</p>	<p>Recommended Reading:</p> <p>“Police Officer” By Scholastic</p>  <p>Use this link to hear the story read aloud.</p> <p>Parent Tip: “Paper Officers” Use construction paper- cut into different shapes (for bodies), circles (for faces), markers, wiggly eyes, and glue.</p>	<p>Recommended Reading:</p> <p>“Penguin Post” By Debi Gliori</p>  <p>Use this link to hear the story read aloud.</p> <p>Parent Tip: Field Trip! Draw a picture for someone special. Show your child how to address the letter, etc. Take a walk to the mailbox and mail it!</p>
<p>Virtual Field Trips</p> 	<p>Field Trip to the Fire Station Field Trip to the Recycling Center Field Trip to the Doctor's Office</p>		<p>Music and Movement</p> 	<p>Los Oficious Garbage Truck My Neighborhood</p>
<p>Outdoor/Indoor Play</p>				

Play is a natural way for young children to discover and make sense of the world around them.

School Age



[Teachers for Kids](#)

[Community Helper's for Kids](#)

[Bakers - Workers in the Community](#)

Infants: "Texture Crawl" Tape a long piece of butcher paper to the floor. Put it in a safe play area for your child to explore.

Toddlers & Preschoolers: "Badge Cookies" Use sugar cookie dough, roll it out and use a star shaped cookie cutter to make a badge. Bake as directed and frost!

Infants: Give your baby a sturdy magazine and let him/her crunch and rip pages.

Toddlers Have your child walk on a homemade balance beam.

Preschoolers: Pretend to be a Postman and deliver mail/packages to every room in your home.

Infants: "Tummy Time" Place your baby on his/her stomach to help strengthen their neck and back muscles.

Toddlers & Preschoolers: Play "Follow the Officer" The officer gives everyone instructions - when to cross the street, or hop across the room, etc.

Infants: "Push and Pull" Attach a string on some toys and encourage your baby to pull the string and then push the toy away.

Toddlers & Preschoolers: "Dog Walker" Tie a ribbon around the middle of an animal. Model "taking an animal for a walk". Your child will quickly imitate you walking back and forth and across your home.



[Make Peace Rocks](#)

[Creating a Cup Tower](#)

[Science Party](#)

"A Quote to Ponder..."

"Community is much more than belonging to something; its about doing something together that makes belonging matter"

Kicks & Wiggles

JOKE: What's the best time to go to the dentist?



ANSWER:
Tooth
thirty/hurty!