








Parent Extended Learning Opportunities

Week of July 13th- 17th, 2020

Focus: Fairy Tale Mix-ups

Monday	Tuesday	Wednesday	Thursday	Friday
<h3>Story Reading</h3> <p>Reading and sharing stories can help your child get to know sounds, words, language and develop early literacy skills!</p>				
<p>Recommended Reading:</p> <p>“The true story of the 3 little pigs” By Jon Scieszka</p>  <p>Use this link to hear the story read aloud.</p> <p>Parent Tip: Act out what you would say and do if you were the pig in the straw house, stick house and brick house.</p>	<p>Recommended Reading:</p> <p>“Goldilocks And the Three Dinosaurs” By Mo Willems</p>  <p>Use this link to hear the story read aloud.</p> <p>Parent Tip: “Bowl of pudding” Pretend to stir in a small bowl like Goldilocks. Now, pretend to stir in a big bowl like the dinosaurs.</p>	<p>Recommended Reading:</p> <p>“The Princess and the Pea” By Rachel Isadora</p>  <p>Use this link to hear the story read aloud.</p> <p>Parent Tip: “Seed Collage” Glue rows of various seeds and dried beans to paper to form the stack of mattresses.</p>	<p>Recommended Reading:</p> <p>“Big Bad Wolf is good” By Simon Puttock and Lynne Chapman</p>  <p>Use this link to hear the story read aloud.</p> <p>Parent Tip: Discuss the difference between good and bad characteristics? Give examples of both.</p>	<p>Recommended Reading:</p> <p>“Very little Sleeping Beauty” By Teresa Heapy and Heap</p>  <p>Use this link to hear the story read aloud.</p> <p>Parent Tip: How do you prepare for bedtime? What special routines would you like to add?</p>
<p>Virtual Field Trips</p> 	<p>How Chocolate is made How to speak like a Pirate The Fairies</p>		<p>Music and Movement</p> 	<p>Who took the Cookie? Mr. Sun, Sun, Mr. Golden Sun Pin Pon un Muneco</p>
<h3>Outdoor/Indoor Play</h3>				

Play is a natural way for young children to discover and make sense of the world around them.

School Age

Infants: Clap your hands three times while saying “clap, clap, clap” and then take your child’s hand and help him/her make the clapping motion while saying clap, clap, clap.

Toddlers & Preschoolers: “Pigs in a Blanket” Heat hotdogs up and roll them in a slice of bread. Pretend to be wolves eating the pigs.

Infants: Look at family photos pointing out who people are and what they are doing.

Toddlers Run in place and run across the room to get away from the dinosaurs.

Preschoolers: “Be seated” Pretend to sit in a chair and notice how low you can sit down.

[How To Draw A Cute Fairy](#)

[How To Make A Magic Wand](#)

[How To Make A Paper Dragon](#)



Infants: Put on one of your favorite songs. While holding your baby gently move around together to the music.

Toddlers & Preschoolers: “Paper Plate Skating” Grab a couple of plates, step on them and skate around the house!

Infants: Show your baby his/her reflection in a mirror, then ask, “Who is that?” Repeat with your own reflection and/or stuffed animals.

Toddlers & Preschoolers: “Hopscotch” Use painter’s tape or sidewalk chalk to draw an outline of hopscotch. Enjoy!



[Educational Games for Kids](#)

[Healthy at Home](#)

[Sano en Casa](#)

“A Quote to Ponder...”



JOKE: How did Jake know how many beans his cow was worth?



ANSWER: He used his Cow-culator!