








Parent Extended Learning Opportunities

Week of April: 6-10, 2020

Focus: “It Takes a Village: Parents as Partners”

Monday	Tuesday	Wednesday	Thursday	Friday
<p>Story Reading</p> <p>Story time is a great way to bond with your child and to build your child’s comprehension skills!</p>				
<p>Recommended Reading: “Mama, Do You Love Me?” by Barbara M. Joosse</p>  <p>Use this link to hear the story read aloud.</p> <p>Parent Tip: Have a discussion with your child about what it means to “love each other, no matter what.”</p>	<p>Recommended Reading: “The Family Book” By Todd Parr</p>  <p>Use this link to hear the story read aloud.</p> <p>Parent Tip: Create a family book about your family—don’t forget to include your family pet! Illustrate many of the fun things that you and your family enjoy doing together.</p>	<p>Recommended Reading: “Are you My Mother?” by P.D. Eastman</p>  <p>Use this link to hear the story read aloud.</p> <p>Parent Tip: Have children retell the story in their own words.</p>	<p>Recommended Reading: “The Invisible String” By Patrice Karst</p>  <p>Use this link to hear the story read aloud.</p> <p>Parent Tip: Share childhood memories of your child with them.</p>	<p>Recommended Reading: “The Relatives Came” by Cynthia Rylant</p>  <p>Use this link to hear the story</p> <p>Parent Tip: Discuss- “How are the relatives in the story similar or different from your family relatives?”</p>
<p>Virtual Field Trips</p> 	<ul style="list-style-type: none"> • Learn About Wall Murals • A Field Trip to the Animal Shelter <ul style="list-style-type: none"> • A Trip to the Zoo • Animals and Their Babies Video 		<p>Music and Movement</p>  <ul style="list-style-type: none"> • If You're Happy and You Know It • Music and Sign: “We Are a Family” by Jack Hartmann • Watch the Letters Get Down 	

Outdoor/Indoor Play & Music and Movement

Play is a natural way for young children to discover and make sense of the world around them.

Encourage children to move like different zoo animals. Example: hop like a kangaroo, etc.

Play a game of hopscotch!

Have children “paint” using water and paintbrushes on the sidewalk or cement area.

Play a game of “Simon Says”

Bake a favorite family treat with your child. Yummy, enjoy!

ADDITIONAL RESOURCES

Dolly at Night

Dolly and her Imagination Library will inspire you to help the children in your community to Dream More, Learn More, Care More and Be More!



[Link](#)

Parents



[What To Do?](#)

Becky Bailey’s Conscious Discipline:
[Parent Tool Box](#)

[Talking to Your Infant During Indoor Play](#)

Sensory Activities for [Infants](#) and [Toddlers](#)

School Age

[Brianzy](#) – Reading and Math games for kids

[Lakeshore](#)- Pre-K to 5th grade lesson plans

[Kindermusik](#) – FREE Home Activity Kits for ages 1-7

[Khan Academy for Kids](#) (Ages 2- 7)








[Next Generation Science](#) – Enjoy some Science Fun!



Parent Extended Learning Opportunities

Week of April 20-24, 2020

Focus: "A Healthy Earth for You and Me"

Monday	Tuesday	Wednesday	Thursday	Friday
<h3>Story Reading</h3> <p>Story time is a great way to bond with your child and to build your child's comprehension skills!</p>				
<p>Recommended Reading: "The Earth Book" By Todd Parr</p>  <p>Use this link to hear the story read aloud.</p> <p>Parent Tip: Today, practice ways of cleaning the Earth :</p> <ol style="list-style-type: none"> 1. Turn off the lights 2. Save your leftovers 3. Clean up trash 	<p>Recommended Reading: "The Lorax" By Dr. Seuss</p>  <p>Use this link to hear the story read aloud.</p> <p>Parent Tip: Discussion: How would you help the Lorax take care of the Earth?</p>	<p>Recommended Reading: "The Air We Breathe" By Irene Ladd</p>  <p>Use this link to hear the story read aloud.</p> <p>Parent Tip: Recycling Scavenger Hunt: Quickly walk around your home collecting recycled items. Count your items. Then place the items in different places and repeat the game.</p>	<p>Recommended Reading: "I am Earth" By Rebecca and James McDonald</p>  <p>Use this link to hear the story read aloud.</p> <p>Parent Tip: Share with your family and friends ways that they can also help in keeping the earth clean.</p>	<p>Recommended Reading: "Compost Stew" By Mary McKenna Siddals</p>  <p>Use this link to hear the story read aloud.</p> <p>Parent Tip: Get Creative! Make a Recycled Collage using recycled items: toilet paper tubes, egg cartons, old buttons, paint, etc.</p>
<h3>Virtual Field Trips</h3> 	<ul style="list-style-type: none"> • Explore the Rainforest <ul style="list-style-type: none"> • Farm Tour • Learn About Butterflies • The Great Lakes 		<h3>Music and Movement</h3> 	<ul style="list-style-type: none"> • Playing in the Forest Song • Reduce, Reuse, Recycle Song • Save the Planet Song • Walking in the Jungle
<h3>Outdoor/Indoor Play</h3>				

Play is a natural way for young children to discover and make sense of the world around them.

Infants: To minimize your baby's distraction during feeding time, try a darkened or quiet spot.

Toddlers: Fly Swatter Painting-use a fly swatter, paint, and paper to create a masterpiece.

Preschoolers: Plant a garden with your child- you will need seeds, individual planting pot/ container, potting soil or seed sorting mix, gardening tools and a water pail. [Use this link to learn more about gardening with children](#)

Infants: During feeding time, hold your infant's foot in your hand and count his toes in a sweet, sing-song way.

Toddlers: Investigate your yard with a magnifying glass-have a discussion about what you see.

Preschoolers: Continue planting and grooming your garden. [Use this link to learn more about gardening with children](#)

Infants: Finish feeding time with your infant with a hug, letting them know how strong they have become and how much you love them.

Toddlers & Preschoolers: Make a Bird Feeder- [Use this link to learn more on how to make a bird feeder.](#)



Infants: Play a game of Peek-a-boo by hiding behind your hands, a blanket, a stuffed animal, or even a door.

Toddlers: Stack and balance rocks- try other objects to see if they can be stacked or balanced.

Preschoolers: Have your child take drawing paper outside to draw a picture of the clouds.

Infants: Hold a rattle out for your baby to take. Dance and sing along as he/she shakes the rattle.

Toddlers: Create your own water play table—you will need a plastic tub, beach toys, turkey baster, funnel, measuring cups, etc. Enjoy!

Preschoolers: Make playdough together with your child—[Playdough Recipe and demonstration.](#)

ADDITIONAL RESOURCES

Join Dolly at Night!



Dream More, Learn More, Care More and Be More!

[Link](#)

Dolly and her Imagination Library will inspire you to help the children in your community to

Parents



Article: ["The Eight Ps of Parent Engagement"](#)

Video: ["Everyday Fun with Counting"](#)

Video: ["Everyday Fun with Spatial Awareness"](#)

Article: ["10 Ways for Parents to Help Teachers"](#)

School Age

[Amazon Rainforest](#)- Animated movies and interactive activities for K-12th

[Brianzy](#) – Reading and Math games for kids

[Khan Academy](#) -

[Khan Academy for Kids](#) (Ages 2- 7)

[National Museum of Natural History](#) – Educacional games and videos for kids












Parent Extended Learning Opportunities

Week of May 4th-8th, 2020

Focus: Every Day Is an Adventure!

Monday	Tuesday	Wednesday	Thursday	Friday
<h3>Story Reading</h3> <p>Story time is a great way to bond with your child and to build your child's comprehension skills!</p>				
<p>Recommended Reading:</p> <p>"The Way Back Home" By Oliver Jeffers</p>  <p>Use this link to hear the story read aloud.</p> <p>Parent Tip: Find out the distance from the Earth to the moon. How long would the rope need to stretch that far?</p>	<p>Recommended Reading:</p> <p>"Watch Out" By Jan Fearnley</p>  <p>Use this link to hear the story read aloud.</p> <p>Parent Tip: Discuss being present and listening to each other. In what ways can you practice being safe?</p>	<p>Recommended Reading:</p> <p>"Harold and the Purple Crayon" By Crockett Johnson</p>  <p>Use this link to hear the story read aloud.</p> <p>Parent Tip: Use your imagination and a purple crayon to create a world uniquely to you.</p>	<p>Recommended Reading:</p> <p>"Rooster's Off to See the World" By Eric Carle</p>  <p>Use this link to hear the story read aloud.</p> <p>Parent Tip: Speak in different voices for each character while reading.</p>	<p>Recommended Reading:</p> <p>"All the World" By Liz Garton Scanlon</p>  <p>Use this link to hear the story read aloud.</p> <p>Parent Tip: Talk about how the artwork makes the poem into the story.</p>
<p>Virtual Field Trips</p> 	<ul style="list-style-type: none"> • Marineland Dolphin Adventure • Vancouver Aquarium • Cutest Baby Sloth EVER! • Dinosaur Exhibit Field Trip 		<p>Music and Movement</p>  <ul style="list-style-type: none"> • Hello Song • We Are the Pirates • Colors Everywhere • Sight Words Remix II 	
<h3>Outdoor/Indoor Play</h3>				

Play is a natural way for young children to discover and make sense of the world around them.

Infants: Build your baby a sensory bin from stuffed animals.

Toddlers: Take turns kicking and throwing balls; set up baskets with plastic containers or boxes.

Preschoolers: Melted Crayons- Use the link to learn more about making [Melted Crayons in the Sun](#).

Infants: Pay attention to whatever your baby finds funny, and repeat it. Use props like funny hats, big sunglasses, and mirrors to make your baby giggle.

Toddlers: Use a rolling pin or cookie cutters to design play dough art. Talk about what you are making with your child and ask what she is making.

Preschoolers: Go on a leaf hunt! – With an adult find, sort, and make a leaf scrapbook.

Infants: Encourage your infant to explore different textures.

Toddlers: Take Drawing Outside: Spread a shower curtain liner or an old sheet on the lawn and use a cardboard box as writing surface or an easel.

Preschoolers: Keep paper, crayons, pens, and markers handy for your child to color and draw. Talk to your child about their drawing. Write the words she says about his/her picture on the paper. This lets your child see you write the words he/she is saying and helps them begin to read.

Infants: Sing the nursery rhyme "[Where is Thumbkin?](#)"

Toddlers: Include your child in meal preparation by allowing them to help measure or stir ingredients. Explain what you are cooking and how you are preparing the foods that you will be eating.

Preschoolers: Use old socks to make hand puppets. Draw on faces with a marker. Tell a story as you make puppets with your child, or make up a story using new puppets.

Infants: Encourage your baby to explore a mobile while on their back.

Toddlers: Encourage your child to try out ride-on toys like balance bikes that will help them get ready for trikes and bikes with pedals.

Preschoolers: Pack a picnic and your bikes, enjoy the afternoon at a local park.

ADDITIONAL RESOURCES

"Mondays with Michelle Obama!"



Join us for "Mondays with Michelle Obama!" As part of the PBS KIDS Read-Along series, Michelle Obama will read four of her favorite children's books (one book every Monday through 5/11!) @

12 PM Eastern Time. [Link](#)

Parents



Article: "[8 Tips to Minimize Distractions When Driving With a Newborn](#)"

Article: [Tips on Playing With Babies and Toddlers](#)

Article: "[Managing Your Own Emotions...](#)"

Article: "[The Next Generation of Fathers](#)"

School Age

[Youtube Kids](#) – Kids videos and more!

[Virtual Field Trip: Nuclear Reimagined](#)

[AdaptedMind](#) – Math Games for K-6








[Cooking with Kids](#) - Kid-friendly recipes and ideas.



Parent Extended Learning Opportunities

Week of May 18th-22nd, 2020

Focus: "What's On Your Plate?"

Monday	Tuesday	Wednesday	Thursday	Friday
<h3>Story Reading</h3> <p>Story time is a great way to bond with your child and to build your child's comprehension skills!</p>				
<p>Recommended Reading:</p> <p>"Growing Vegetable Soup" By Lois Ehlert</p>  <p>Use this link to hear the story read aloud.</p> <p>Parent Tip: If you had a garden, what vegetables would you plant?</p>	<p>Recommended Reading:</p> <p>"Rah, Rah, radishes!" By April Pulley Sayre</p>  <p>Use this link to hear the story read aloud.</p> <p>Parent Tip: Choose a vegetable and look up a recipe for ways it can be cooked.</p>	<p>Recommended Reading:</p> <p>"Monsters Don't eat Broccoli" By Barbara Jean Hicks</p>  <p>Use this link to hear the story read aloud.</p> <p>Parent Tip: Be a role model and eat your fruits and vegetables</p>	<p>Recommended Reading:</p> <p>"Eating the Alphabet" By Lois Ehlert</p>  <p>Use this link to hear the story read aloud.</p> <p>Parent Tip: Discuss your favorite fruits and vegetables. Share the letter and the sounds.</p>	<p>Recommended Reading:</p> <p>"I will never NOT EVER eat a tomato" By Lauren Child</p>  <p>Use this link to hear the story read aloud.</p> <p>Parent Tip: Have a little fun and try a new vegetable.</p>
<p>Virtual Field Trips</p> 	<ul style="list-style-type: none"> • Trip to the Grocery Store • Chocolate Factory Field Trip • Bake Shop Field Trip • Making Smoothies with Zhuri 		<p>Music and Movement</p> 	<ul style="list-style-type: none"> • Coco Magical Guitar Surprise • Our Favorite Food Songs For Kids! <ul style="list-style-type: none"> • The Yum Song! • Fruit Salad, Yummy Yummy!
<h3>Outdoor/Indoor Play</h3> <p>Play is a natural way for young children to discover and make sense of the world around them.</p>				

<p>Infants: While feeding your baby, sing your favorite lullaby.</p> <p>Toddlers: <i>Fill and Dump</i>—Allow your toddler to fill up boxes and buckets with blocks and small toys, and then dumping them out again and starting all over</p> <p>Preschoolers: Plant a vegetable garden. Watch the short video to learn more about planting a garden with children.</p>	<p>Infants: While your baby eats, hold his foot in your hand and count his toes in a sweet, sing-song way.</p> <p>Toddlers: Vegetable Stamping/Painting- Cut a variety of veggies (e.g. celery, corn on the cob, broccoli, bell pepper, etc.) in half and encourage your child to make imprints</p> <p>Preschoolers: Continue planting and grooming your garden. Use this link to learn more about gardening with children</p>	<p>Infants: Feeding your baby in a darkened, quiet spot may help to keep them from being distracted during her feeding.</p> <p>Toddlers & Preschoolers: Tissue Paper Painting- Use the link to learn more about painting with tissue paper.</p>	<p>Infants: Finish feeding and burping with a hug. Hold your baby close to you and tell them how big and strong they are becoming, and how much you love them,</p> <p>Toddlers: Pasta Play—This activity will help your toddler develop their fine motor skills. Use the link to learn more about the activity.</p> <p>Preschoolers: Stack and balance rocks- try other objects to see if they can be stacked or balanced.</p>	<p>Infants: Talk about what your baby is eating, the tastes and smells of the food. Respond to them when they make noises, gestures, and speak words.</p> <p>Toddlers & Preschoolers: Pack a picnic and your bikes to visit a local park. Enjoy lunch and some physical activities.</p>
---	---	---	---	---








ADDITIONAL RESOURCES

<i>¡Los zombis no comen verduras!</i>	<i>Parents</i>	<i>School Age</i>
 <p>Join Jaime Camil as he reads to us – “Zombies Don’t Eat Veggies!” This adventurous story is about a Zombie named Mo Romero who loves nothing more than growing, cooking, and eating vegetables. However, his parents seem to differ that vegetables are for zombies. Let’s read to see if Mo Romero can get his parents to change their mind.</p> <p style="text-align: center;"> Spanish! English! </p>	 <p>Resource: Learn Language For Free</p> <p>Article: “Why is Your Toddler Climbing on Everything?”</p> <p>Article: “Bond with Your Baby Before Birth”</p> <p>Article: “Mindfulness is Parent Superpower”</p>	<p>Exploring the Coral Reef</p> <p>Why Are Bees Important?</p> <p>Why Beavers Are the Smartest Thing In Fur Pants</p>  

Parent Extended Learning Opportunities

Week of May 25th-29th, 2020

Focus: "It All Adds Up...!"

Monday	Tuesday	Wednesday	Thursday	Friday
<h3>Story Reading</h3> <p>Story time is a great way to bond with your child and to build your child's comprehension skills!</p>				
<p>Recommended Reading:</p> <p>"Who Stole the Cookie from the Cookie Jar?" By Christine Schneider</p>  <p>Use this link to hear the story read aloud.</p> <p>Parent Tip: Read the book for a second time and add your name and your friends' names to the story.</p>	<p>Recommended Reading:</p> <p>"Counting Crocodiles" By Judy Sierra</p>  <p>Use this link to hear the story read aloud.</p> <p>Parent Tip: Listen to the story and identify the patterns being represented.</p>	<p>Recommended Reading:</p> <p>"Snakes Long Longer Longest" By Jerry Pallotta</p>  <p>Use this link to hear the story read aloud.</p> <p>Parent Tip: Draw any snake of your choice and discuss what you have learned.</p>	<p>Recommended Reading:</p> <p>"Ten Apples Up on Top" By Dr. Seuss</p>  <p>Use this link to hear the story read aloud.</p> <p>Parent Tip: Practice counting along this stacking adventure. What can you balance on your head?</p>	<p>Recommended Reading:</p> <p>"Math Curse" By Jon Scieszka and Lane Smith</p>  <p>Use this link to hear the story read aloud.</p> <p>Parent Tip: Math is all around you! Discuss a math problem that you solved today.</p>
<p>Virtual Field Trips</p> 	<ul style="list-style-type: none"> • Minibeast Adventure- Ladybirds • Math & Numbers Learning for Kids • Centipedes For Kids 		<p>Music and Movement</p> 	<ul style="list-style-type: none"> • One, Two Buckle My Shoe • Five Senses • Ten Little Indians
<h3>Outdoor/Indoor Play</h3> <p>Play is a natural way for young children to discover and make sense of the world around them.</p>				

School Age

Infants: More Please!—During feeding time use the phrase “more please” to begin helping your baby understand quantity and adding.

Toddlers & Preschoolers: *Sorting and Graphing Toys*—Use painters tapes to sort and graph the many toys your child has, sort by color, shape, category, etc.

Infants: Talk to your child about how tall, heavy, big, etc. they are getting.

Toddlers *Color Search*—While enjoying a day out, have your toddler search and identify things of a particular color.

Preschoolers: Play a game of hopscotch—switch up the number order (e.g. 2s, 5s, etc.) in each square!

Counting Songs

Field Trip to the Money Factory

Brianzy—

Reading and Math games for kids

AdaptedMind- Learn K-6 Math and Reading



Infants: All Gone!- At the conclusion of feeding, use the phrase “all gone” to help your baby understanding “no more, zero, etc.”

Toddlers & Preschoolers: *Shapes Search in the Park-* Visit a park look for and identify the many shapes around you. Talk about the similarities/differences of the shape(s), name another object with the same shape, etc.

Infants: Sequencing—As you are getting your infant dressed, narrate your actions (e.g. first, next, then, after etc.).

Toddlers & Preschoolers: *Outdoor Math Action Cards Exploring Size*—Use the [link](#) to learn more and get a free copy of action cards.



Article: [“Helping Your](#)

[Child Develop Early Math Skills”](#)

Math Games: (English and Spanish)

[Matching Shapes and Sizes](#)

[Shoe One and Two](#)

[Talking Throughout the Day](#)

“A Quote to Ponder...”

The quickest way for a parent to get a child's attention is to sit down and look comfortable.

– Lane Olinghouse



JOKE: Why aren't DOGS good dancers?










Because they have two left feet.

ANSWER:

Parent Extended Learning Opportunities

Week of June 8th- 12th, 2020

Focus: Colors

Monday	Tuesday	Wednesday	Thursday	Friday
<h3>Story Reading</h3> <p>Story time is a great way to bond with your child and to build your child's comprehension skills!</p>				
<p>Recommended Reading:</p> <p>"Brown Bear, Brown Bear, What Do You See?" By Bill Martin Jr and Eric Carle</p>  <p>Use this link to hear the story read aloud.</p> <p>Parent Tip: Sing and dance along to the rhythm of the book.</p>	<p>Recommended Reading:</p> <p>"My Many Colored Days" By Dr. Seuss</p>  <p>Use this link to hear the story read aloud.</p> <p>Parent Tip: Make a "Feelings Book" from construction paper followed by acting out your favorite emotion.</p>	<p>Recommended Reading:</p> <p>"Cat's Colors" By Jane Cabrera</p>  <p>Use this link to hear the story read aloud.</p> <p>Parent Tip: Have a "Color Scavenger Hunt". Use the book as a guide to locate colors.</p>	<p>Recommended Reading:</p> <p>"Little blue and little yellow" By Leo Lionni</p>  <p>Use this link to hear the story read aloud.</p> <p>Parent Tip: Make a "Sun-catcher Bag": zip seal bag, hair gel, blue and yellow food coloring, packing tape. Mix colors.</p>	<p>Recommended Reading:</p> <p>"Planting a Rainbow" By Lois Ehlert</p>  <p>Use this link to hear the story read aloud.</p> <p>Parent Tip: Review the plants and colors of the rainbow. Create your own rainbow.</p>
<p>Virtual Field Trips</p> 	<ul style="list-style-type: none"> • Learn About Wall Murals • Field Trip to the Art Museum • Field Trip: How to Draw With Chalk Art 		<p>Music and Movement</p> 	<ul style="list-style-type: none"> • Primary Colors Song • Learn Colors & Objects Song • 10 Pececitos
<h3>Outdoor/Indoor Play</h3> <p>Play is a natural way for young children to discover and make sense of the world around them.</p>				

School Age

Infants: Give your baby some much needed “tummy time” to strengthen your baby’s neck and upper-body muscles.

Toddlers & Preschoolers: Encourage children to move like different zoo animals. Example: hop like a kangaroo, etc.

Infants: Hold a rattle out for your baby to take. Dance and sing along as he/she shakes the rattle.

Toddlers Have children “paint” using water and paintbrushes on the sidewalk or cement area.

Preschoolers: Have your child take drawing paper outside to draw a picture of the clouds.

[Make a Rainbow-Science Experiments for Kids](#)



[ARTSWIN Studio Tour](#)

[What Color is the Sun?](#)

Infants: Provide a space for your infant to explore, crawl, pull-up, etc. Be sure that the space is safe and clutter free.

Toddlers & Preschoolers: Play a game of “Simon Says.”

Infants: Babbles and Coos: copy the sounds your infant makes.

Toddlers & Preschoolers: Play a game of sponge target. Draw a target with washable paint on a plastic surface. With a wet sponge, aim for the bull’s eye.



Family Table Time

Looking to continue learning during the summer months? Consider these inexpensive digital learning- [Kindermusik Resources](#).

Resource: (English and Spanish)

Article: [Everyday Ways to Support Your Child’s Early Learning](#)

“A Quote to Ponder...”



JOKE: What did the red light say to the green light?



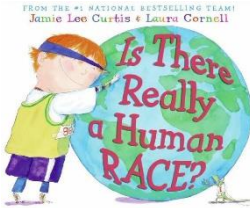






Don't look, I'm changing!

ANSWER:

Parent Extended Learning Opportunities

Week of June 15th - 19th, 2020

Focus: Exploring America

Monday	Tuesday	Wednesday	Thursday	Friday
<p>Story Reading</p> <p>Reading and sharing stories can help your child get to know sounds, words, language and develop early literacy skills!</p>				
<p>Recommended Reading:</p> <p>"Is There Really a Human Race?" By Jamie Lee Curtis and Laura Cornell</p>  <p>Use this link to hear the story read aloud.</p> <p>Parent Tip: What is one lesson that you can take away from this book?</p>	<p>Recommended Reading:</p> <p>"My Country, 'Tis of Thee" By Scholastic</p>  <p>Use this link to hear the story read aloud.</p> <p>Parent Tip: Have a discussion about the colorful pictures in the book - draw a picture of your favorite scene.</p>	<p>Recommended Reading:</p> <p>"I Am America" By Charles R. Smith Jr.</p>  <p>Use this link to hear the story read aloud.</p> <p>Parent Tip: Discuss the many unique ways that make you a proud American.</p>	<p>Recommended Reading:</p> <p>"Amelia and Eleanor Go for a Ride" By Pam Munoz Ryan</p>  <p>Use this link to hear the story read aloud.</p> <p>Parent Tip: Make a paper airplane. Discuss the meaning of the following words: Aviator, cockpit, solo, daring, etc.</p>	<p>Recommended Reading:</p> <p>"Blue Sky, White Stars" By Sarvinder Naberhaus</p>  <p>Use this link to hear the story read aloud.</p> <p>Parent Tip: Make an American Flag - using glue, scissors, markers and red, white and blue construction paper.</p>
<p>Virtual Field Trips</p> 	<p>Learning About Seminole Indians Pioneer Days Field Trip African Dance & Music Field Trip Hawaiian Dance</p>		<p>Music and Movement</p> 	<p>If you're happy and you know it! This land is your land Hickory dickory dock Vevo veo</p>
<p>Outdoor/Indoor Play</p>				

Play is a natural way for young children to discover and make sense of the world around them.

Infants: Encourage your child to crawl from one side of the room to the other.

Infants: Grab a blanket and some books or toys and take playtime outside.

[Cahokia Mounds State Historic Site](#)



Infants: Sit in front of your baby and blow bubbles. Point out the sizes of each bubble.

Infants: While feeding your baby, gently sing America the Beautiful.

Toddlers & Preschoolers: Get ready to play Red, White, Blue! - also known as Duck Duck Goose! (same instructions) Be safe!

Toddlers "Colorful balls in the mud"! Give the red, white and blue balls a good bath.

[African American Culture Contributions](#)

Toddlers & Preschoolers: Have an American Scavenger Hunt! Find objects that are red, white and blue around your home.

Toddlers & Preschoolers: America The Beautiful Snack - Make an "American Snack" using blueberries strawberries graham crackers, frosting or cool whip. Enjoy!

Preschoolers: lay a game of "Red Light, Green Light" with family.

[Good Citizenship](#)



[Family Table Time](#)

Looking to continue learning during the summer months? Consider these inexpensive digital learning- [Kindermusik Resources](#).

Resource:

Article: [Home Learning for Young Children: A Daily Schedule](#)

"A Quote to Ponder..."



JOKE: What did the flag say to the other flag?










ANSWER: Nothing, it just waved!

Parent Extended Learning Opportunities

Week of June 22nd- 26th, 2020

Focus: Bugs, Bees, and Butterflies

Monday	Tuesday	Wednesday	Thursday	Friday
<p>Story Reading</p> <p>Reading and sharing stories can help your child get to know sounds, words, language and develop early literacy skills!</p>				
<p>Recommended Reading:</p> <p>“The Very Hungry Caterpillar” By Eric Carle</p>  <p>Use this link to hear the story read aloud.</p> <p>Parent Tip: Invite your child to count the food that the hungry caterpillar eats each day.</p>	<p>Recommended Reading:</p> <p>“The Ants Go Marching” By Child’s Play</p>  <p>Use this link to hear the story read aloud.</p> <p>Parent Tip: Discussion: Why are the ants marching and where are they going?</p>	<p>Recommended Reading:</p> <p>“A Fly Went By” By Mike McClintock.</p>  <p>Use this link to hear the story read aloud.</p> <p>Parent Tip: Make a FLY! Materials: tape, 1 empty toilet paper roll (body), 3 pipe cleaners (limbs), white paper (eyes), 1 black crayons (draw on features), and 1 zip lock bag (wings).</p>	<p>Recommended Reading:</p> <p>“The Grouchy Ladybug” By Eric Carle</p>  <p>Use this link to hear the story read aloud.</p> <p>Parent Tip: Write a story using different words that describe the Grouchy Ladybug meeting different animals.</p>	<p>Recommended Reading:</p> <p>“Over in the Garden” By Jennifer Ward</p>  <p>Use this link to hear the story read aloud.</p> <p>Parent Tip: Guess which number comes next on each page and count along.</p>
<p>Virtual Field Trips</p> 	<p>Butterfly World Field Trip Inspect An Insect Bees For Kids</p>		<p>Music and Movement</p> 	<p>Five Little Bees Mariposita Little Bug's Songs Mix</p>
<p>Outdoor/Indoor Play</p>				

Play is a natural way for young children to discover and make sense of the world around them.

Infants: Encourage your child to walk while holding their hands for support.

Toddlers & Preschoolers: Pretend to be a butterfly exploring trees while at the same time, flipping your wings and running around outside.

Infants: While feeding your child gently sing "The Ant Go Marching".

Toddlers: Pretend to be an Ant crawling or marching around collecting food.

Preschoolers: Parade Time! Place hands on shoulders and march singing "The Ants go marching". Create zig zag patterns.

School Age

[How a Caterpillar Becomes a Butterfly](#)



[How to draw a Monarch Butterfly](#)

[The Age of Giant Insects Music](#)

Infants: "Reach for the Spider!" Tie a string to a plastic spider and encourage your child to reach for it.

Toddlers & Preschoolers: Encourage your child to move like the animals in the book "The Grouchy Ladybug".

Infants: Encourage your baby to "Kick those legs" as you excitedly count every movement.

Toddlers & Preschoolers: Place various plastic bugs outside and have your child go on a hunt for the bugs. Next, sort bugs by color and size.



[Outdoor Experiences](#)

[Home Activities](#)

"A Quote to Ponder..."



JOKE: What letter can hurt you if it gets to close?










ANSWER: B (bee)

Parent Extended Learning Opportunities

Week of June 29th- July 3rd, 2020

Focus: Transportation

Monday	Tuesday	Wednesday	Thursday	Friday
<p>Story Reading</p> <p>Reading and sharing stories can help your child get to know sounds, words, language and develop early literacy skills!</p>				
<p>Recommended Reading:</p> <p>“Goodnight, Goodnight, Construction Site” By Sherri Duskey Rinker and Tom Lichtenheld</p>  <p>Use this link to hear the story read aloud.</p> <p>Parent Tip: Paint with Vehicles! Add some trucks, tractors, and cars to some paint and paper and compare the tracks that they make!</p>	<p>Recommended Reading:</p> <p>“My Truck is Stuck” By Kevin Lewis and Daniel Kirk</p>  <p>Use this link to hear the story read aloud.</p> <p>Parent Tip: Reuse bubble wrap for a road. Drive some big vehicles on it to hear the Pop!</p>	<p>Recommended Reading:</p> <p>“Engine, Engine, Number Nine” By Stephanie Calmenson</p>  <p>Use this link to hear the story read aloud.</p> <p>Parent Tip: Put together a train with your chairs and invite your stuffed animals to ride in the train cars!</p>	<p>Recommended Reading:</p> <p>“Mighty, Mighty Construction Site” By Sherri Duskey and Tom Lichtenheld</p>  <p>Use this link to hear the story read aloud.</p> <p>Parent Tip: Simply add a few vehicles to some play dough and make a construction site.</p>	<p>Recommended Reading:</p> <p>“Pete the Cat Go Pete, Got!” By James Dean</p>  <p>Use this link to hear the story read aloud.</p> <p>Parent Tip: Create a “Traffic Light Snack” Cut strawberries, bananas, and green grapes into circles now place them on top of graham crackers. Enjoy!</p>
<p>Virtual Field Trips</p> 	<p>Field Trip to a Bus Depot Railroad Museum Field Trip How to Draw with Chalk Art Field Trip</p>		<p>Music and Movement</p> 	<p>The Wheels on the Bus Medios de Transporte Let's Be Planes</p>
<p>Outdoor/Indoor Play</p>				

Play is a natural way for young children to discover and make sense of the world around them.

School Age

[An Animated History of Transportation](#)



[Transport has changed](#)

[History of Transportation](#)

Infants: Create a "Shaker Bottle" using an empty 16oz bottle, colored rice, or pasta. Glue the top back on. Hear what happens as you encourage your child to shake, rattle, and roll the container.

Toddlers & Preschoolers: Set out some flour to explore and play with. Add vehicles for some hauling and track making!

Infants: Play a game of Peek-a-boo by leaving part of a transportation vehicle showing. Then ask your child, "where is it"? and encourage him/her to look for it.

Toddlers & Preschoolers: "Petal your Bike" Sit in a chair and move your legs or lay on your back and pedal your legs above your head!

Infants: Let's read a "Transportation Book" Point to the pictures as you read while engaging your child by changing your voice to make different vehicle sounds.

Toddlers & Preschoolers: "Create a Sensory Table": Use sand (or dirt) and add small cars or other means of transportation.

Infants: "Car Stacking" Stack 2 or 3 cars, encouraging your child to knock them down.

Toddlers "Tip Like a Dump Truck" Tip side to side!

Preschoolers: Tape a maze on your floor/ground and add some numbers. Have your child drive and count their way through the maze.

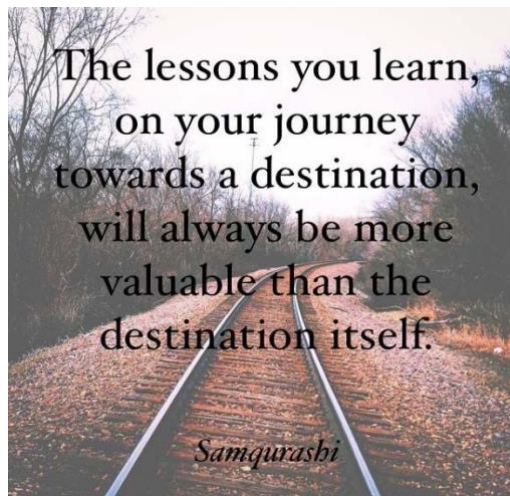


[Learn Letter Names and Sounds with Fun](#)

[50 Best Indoor Activities](#)

[United States Astronaut Hall of Fame](#)

"A Quote to Ponder..."



Kicks & Wiggles

JOKE: How are cars like elephants?










ANSWER:
They both have trucks!

Parent Extended Learning Opportunities

Week of July 6th- July 10th, 2020

Focus: Community Helpers

Monday	Tuesday	Wednesday	Thursday	Friday
<p>Story Reading</p> <p>Reading and sharing stories can help your child get to know sounds, words, language and develop early literacy skills!</p>				
<p>Recommended Reading:</p> <p>“Officer Buckle and Gloria” By Peggy Ruthmann</p>  <p>Use this link to hear the story read aloud.</p> <p>Parent Tip: Create a safety poster. Write out a few safety tips on star shaped sheets of paper. Discuss tips with your family.</p>	<p>Recommended Reading:</p> <p>“Harvey Hare Postman Extraordinaire” By Kevin Lewis and Daniel Kirk</p>  <p>Use this link to hear the story read aloud.</p> <p>Parent Tip: Write a thank you letter to your Postman and decorate the envelope. Hang it on your mailbox!</p>	<p>Recommended Reading:</p> <p>“Police Cars” By Chris Oxlade</p>  <p>Use this link to hear the story read aloud.</p> <p>Parent Tip: “Drawing with Cars” Tape a marker or crayon to the back of your car and zoom around a piece of paper to make art.</p>	<p>Recommended Reading:</p> <p>“Police Officer” By Scholastic</p>  <p>Use this link to hear the story read aloud.</p> <p>Parent Tip: “Paper Officers” Use construction paper- cut into different shapes (for bodies), circles (for faces), markers, wiggly eyes, and glue.</p>	<p>Recommended Reading:</p> <p>“Penguin Post” By Debi Gliori</p>  <p>Use this link to hear the story read aloud.</p> <p>Parent Tip: Field Trip! Draw a picture for someone special. Show your child how to address the letter, etc. Take a walk to the mailbox and mail it!</p>
<p>Virtual Field Trips</p> 	<p>Field Trip to the Fire Station Field Trip to the Recycling Center Field Trip to the Doctor's Office</p>		<p>Music and Movement</p> 	<p>Los Oficious Garbage Truck My Neighborhood</p>
<p>Outdoor/Indoor Play</p>				

Play is a natural way for young children to discover and make sense of the world around them.

Infants: "Texture Crawl" Tape a long piece of butcher paper to the floor. Put it in a safe play area for your child to explore.

Toddlers & Preschoolers: "Badge Cookies" Use sugar cookie dough, roll it out and use a star shaped cookie cutter to make a badge. Bake as directed and frost!

Infants: Give your baby a sturdy magazine and let him/her crunch and rip pages.

Toddlers Have your child walk on a homemade balance beam.

Preschoolers: Pretend to be a Postman and deliver mail/packages to every room in your home.

School Age

[Teachers for Kids](#)



[Community Helper's for Kids](#)

[Bakers - Workers in the Community](#)

Infants: "Tummy Time" Place your baby on his/her stomach to help strengthen their neck and back muscles.

Toddlers & Preschoolers: Play "Follow the Officer" The officer gives everyone instructions - when to cross the street, or hop across the room, etc.

Infants: "Push and Pull" Attach a string on some toys and encourage your baby to pull the string and then push the toy away.

Toddlers & Preschoolers: "Dog Walker" Tie a ribbon around the middle of an animal. Model "taking an animal for a walk". Your child will quickly imitate you walking back and forth and across your home.



[Make Peace Rocks](#)

[Creating a Cup Tower](#)

[Science Party](#)

"A Quote to Ponder..."

"Community is much more than belonging to something; its about doing something together that makes belonging matter"

Kicks & Wiggles

JOKE: What's the best time to go to the dentist?










ANSWER:
Tooth
thirty/hurty!

Parent Extended Learning Opportunities

Week of July 13th- 17th, 2020

Focus: Fairy Tale Mix-ups

Monday	Tuesday	Wednesday	Thursday	Friday
<h3>Story Reading</h3> <p>Reading and sharing stories can help your child get to know sounds, words, language and develop early literacy skills!</p>				
<p>Recommended Reading:</p> <p>“The true story of the 3 little pigs” By Jon Scieszka</p>  <p>Use this link to hear the story read aloud.</p> <p>Parent Tip: Act out what you would say and do if you were the pig in the straw house, stick house and brick house.</p>	<p>Recommended Reading:</p> <p>“Goldilocks And the Three Dinosaurs” By Mo Willems</p>  <p>Use this link to hear the story read aloud.</p> <p>Parent Tip: “Bowl of pudding” Pretend to stir in a small bowl like Goldilocks. Now, pretend to stir in a big bowl like the dinosaurs.</p>	<p>Recommended Reading:</p> <p>“The Princess and the Pea” By Rachel Isadora</p>  <p>Use this link to hear the story read aloud.</p> <p>Parent Tip: “Seed Collage” Glue rows of various seeds and dried beans to paper to form the stack of mattresses.</p>	<p>Recommended Reading:</p> <p>“Big Bad Wolf is good” By Simon Puttock and Lynne Chapman</p>  <p>Use this link to hear the story read aloud.</p> <p>Parent Tip: Discuss the difference between good and bad characteristics? Give examples of both.</p>	<p>Recommended Reading:</p> <p>“Very little Sleeping Beauty” By Teresa Heapy and Heap</p>  <p>Use this link to hear the story read aloud.</p> <p>Parent Tip: How do you prepare for bedtime? What special routines would you like to add?</p>
<p>Virtual Field Trips</p> 	<p>How Chocolate is made How to speak like a Pirate The Fairies</p>		<p>Music and Movement</p> 	<p>Who took the Cookie? Mr. Sun, Sun, Mr. Golden Sun Pin Pon un Muneco</p>
<h3>Outdoor/Indoor Play</h3>				

Play is a natural way for young children to discover and make sense of the world around them.

School Age

Infants: Clap your hands three times while saying “clap, clap, clap” and then take your child’s hand and help him/her make the clapping motion while saying clap, clap, clap.

Toddlers & Preschoolers: “Pigs in a Blanket” Heat hotdogs up and roll them in a slice of bread. Pretend to be wolves eating the pigs.

Infants: Look at family photos pointing out who people are and what they are doing.

Toddlers Run in place and run across the room to get away from the dinosaurs.

Preschoolers: “Be seated” Pretend to sit in a chair and notice how low you can sit down.

[How To Draw A Cute Fairy](#)

[How To Make A Magic Wand](#)

[How To Make A Paper Dragon](#)



Infants: Put on one of your favorite songs. While holding your baby gently move around together to the music.

Toddlers & Preschoolers: “Paper Plate Skating” Grab a couple of plates, step on them and skate around the house!

Infants: Show your baby his/her reflection in a mirror, then ask, “Who is that?” Repeat with your own reflection and/or stuffed animals.

Toddlers & Preschoolers: “Hopscotch” Use painter’s tape or sidewalk chalk to draw an outline of hopscotch. Enjoy!



[Educational Games for Kids](#)

[Healthy at Home](#)

[Sano en Casa](#)

“A Quote to Ponder...”

“The way to get started is to quit talking and begin doing.”

– Walt Disney



JOKE: How did Jake know how many beans his cow was worth?



ANSWER: He used his Cow-culator!

Parent Extended Learning Opportunities

Week of July 20th- 24th, 2020

Focus: Under the Sea

Monday	Tuesday	Wednesday	Thursday	Friday
<p>Story Reading</p> <p>Reading and sharing stories can help your child get to know sounds, words, language and develop early literacy skills!</p>				
<p>Recommended Reading:</p> <p>“There was an Old Lady Who Swallowed a Shell” By Lucille Colandro</p>  <p>Use this link to hear the story read aloud.</p> <p>Parent Tip: “Sand Art” Draw a picture and outline the picture with glue. Sprinkle sand over glue, tap off excess and allow to dry.</p>	<p>Recommended Reading:</p> <p>“Fish is Fish” By Leo Lionni</p>  <p>Use this link to hear the story read aloud.</p> <p>Parent Tip: Choose 4 verbs (action words) from this story and act those verbs out. Be creative!</p>	<p>Recommended Reading:</p> <p>“Ten Little Fish” By Audrey Wood and Bruce Wood</p>  <p>Use this link to hear the story read aloud.</p> <p>Parent Tip: “Field Trip” Take a trip to your local pet shop. Walk around and explore the various fish groups.</p>	<p>Recommended Reading:</p> <p>“The Pout-Pout Fish” By Deborah Diesen</p>  <p>Use this link to hear the story read aloud.</p> <p>Parent Tip: “Calling All Singers!” As you read the book try to sing along with the chorus displaying your pout-pout face.</p>	<p>Recommended Reading:</p> <p>“There was an old Mermaid that Swallowed a Shark!” By Lucille Colandro</p>  <p>Use this link to hear the story read aloud.</p> <p>Parent Tip: After you have read the book, review the animals that the mermaid swallowed in order.</p>
<p>Virtual Field Trips</p> 	<p>Trip to an Oceanographic Center Sea Animals Did you know the green Moray?</p>		<p>Music and Movement</p> 	<p>Down in The Deep Blue Sea A Sailor Went to Sea 10 Pececitos</p>
<p>Outdoor/Indoor Play</p> <p>Play is a natural way for young children to discover and make sense of the world around them.</p>				

School Age

Infants: "Food Outdoors" Take your meal outside. Enjoy the sun, the cool breeze, the car noises and watch the birds. Have a conversation about everything you see.

Toddlers & Preschoolers: "Wash the toys!" Grab some toys (dirty or not), add some soap and go to town washing.

Infants: Spread out a blanket under a shady tree and crack open a few of your baby's favorite books.

Toddlers: "Wet Chalk Drawing" Create a masterpiece on the sidewalk.

Preschoolers: Gallop Like a Seahorse. Who will make it to the finish line first?

[Marineland Dolphin Adventure](#)



[Exploring the Coral Reef](#)

[Ocean Animals for Kids](#)

Infants: "Making A Splash" Head into your backyard with a sensory water bin- fill a plastic tray with a couple inches of water and add a few plastic toys and let your baby splash.

Toddlers & Preschoolers: "Pass the Pearl" Use a ball or a beach ball to pass the pearl with your feet around the circle.

Infants: Lay out a blanket and dance with your baby while listening to "Baby Shark". Relax outside and enjoy your favorite grooves.

Toddlers & Preschoolers: "Ocean Yoga" Move your body like all the different creatures of the sea/ocean such as a crab, octopus, and a whale. Be creative!



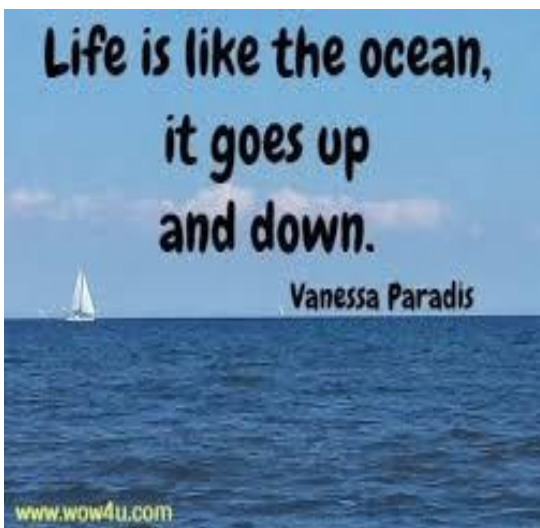
[A Full Time Working Mom + Homeschool](#)

[Teacher](#)

[For the Love of Literacy](#)

[Positive Parenting Tips](#)

"A Quote to Ponder..."



Kicks & Wiggles

JOKE: Why did the fisherman put peanut butter into the sea?










To go with the jellyfish!
ANSWER:


Parent Extended Learning Opportunities

Week of July 27th- 31st, 2020

Focus: Pet Love

Monday	Tuesday	Wednesday	Thursday	Friday
<p>Story Reading</p> <p>Reading and sharing stories can help your child get to know sounds, words, language and develop early literacy skills!</p>				
<p>Recommended Reading:</p> <p>"I Wanna Iguana" By Karen Kaufman Orloff</p>  <p>Use this link to hear the story read aloud.</p> <p>Parent Tip: Discuss the reasons why Alex wanted an iguana. Mark a six-foot length in an open area to see how long an Iguana can grow to be.</p>	<p>Recommended Reading:</p> <p>"Pet Show" By Ezra Jack Keats</p>  <p>Use this link to hear the story read aloud.</p> <p>Parent Tip: "Pet Portrait" Draw a picture of your favorite animal or pet.</p>	<p>Recommended Reading:</p> <p>"Puppy Love" By Madeline Sunshine</p>  <p>Use this link to hear the story read aloud.</p> <p>Parent Tip: Have you ever dog-sat or pet-sat for a friend? Make a list of the things that you would do to take care of their pet?</p>	<p>Recommended Reading:</p> <p>"Not Norman" By Kelly Bennette</p>  <p>Use this link to hear the story read aloud.</p> <p>Parent Tip: Design your own dream aquarium for a new fish! What special features will the fish tank have?</p>	<p>Recommended Reading:</p> <p>"Who Will Be My Pet?" By Stan Tusan</p>  <p>Use this link to hear the story read aloud.</p> <p>Parent Tip: "Mixed-up Sounds!" First, read through the book and make the animal sounds. Next, read the book again and mix-up the sounds.</p>
<p>Virtual Field Trips</p> 	<p>How to Feed Classroom Pets Field Trip to an Animal Shelter Field Trip to an Animal Hospital Virtual Pet Store Field Trip</p>		<p>Music and Movement</p> 	<p>The Goldfish Wag Your Tail I Have a Pet Cat Party</p>
<p>Outdoor/Indoor Play</p>				

Play is a natural way for young children to discover and make sense of the world around them.

<p>Infants: “Walk the Dog” (push toy) - Leg strength</p> <p>Toddlers: Hop like a Bunny!</p> <p>Preschoolers: “Pet House” If you have a large appliance box, help your child decorate it and turn it into a pet house. Have your child take the pets for a walk, runs, etc. and then place them in the house to rest.</p>	<p>Infants: Crawl like a turtle – Encourage your baby to crawl to you.</p> <p>Toddlers: Encourage your child to paint a picture of their pet, or a pet they’d like to have.</p> <p>Preschoolers: Plan to visit a pet store. When you return, discuss, and make a list of all the pets you saw.</p>	<p><u>School Age</u></p> <p>Animal Sounds for Kids</p> <p>Teaching Kids to Care for Pets</p>  <p>The Best Pets for Kids</p>	<p>Infants: “Where did puppy go? Play peek-a-boo with a variety of stuffed animals.</p> <p>Toddlers: Crawl and meow like a cat.</p> <p>Preschoolers: “Guess My move!” Let each child take a turn pretending to be an animal and let the other children guess!</p>	<p>Infants: “Puppy Kisses” Cuddle up with your baby - shower him/her with hugs and kisses.</p> <p>Toddlers: Bark and walk like a dog.</p> <p>Preschoolers: “Pet Toss” Place pillows out and provide stuffed animals. Have your child practice tossing a stuffed animal onto the pillow.</p>
---	---	---	--	--



[The Link Between Pets and Human Health](#)

[The Benefits of Pets](#)

[Child wants a Pet: 8 Important Factors to Consider](#)

[Pets and Mental Health](#)

“A Quote to Ponder...”



Just Smile!

www.RompedPetTravel.com

Kicks & Wiggles

JOKE: What dog keeps the best time?










A watchdog!

ANSWER:


Parent Extended Learning Opportunities


Week of July 27th- 31st, 2020

Focus: Pet Love

Monday	Tuesday	Wednesday	Thursday	Friday
<p>Story Reading</p> <p>Reading and sharing stories can help your child get to know sounds, words, language and develop early literacy skills!</p>				
<p>Recommended Reading:</p> <p>"I Wanna Iguana" By Karen Kaufman Orloff</p>  <p>Use this link to hear the story read aloud.</p> <p>Parent Tip: Discuss the reasons why Alex wanted an iguana. Mark a six-foot length in an open area to see how long an Iguana can grow to be.</p>	<p>Recommended Reading:</p> <p>"Pet Show" By Ezra Jack Keats</p>  <p>Use this link to hear the story read aloud.</p> <p>Parent Tip: "Pet Portrait" Draw a picture of your favorite animal or pet.</p>	<p>Recommended Reading:</p> <p>"Puppy Love" By Madeline Sunshine</p>  <p>Use this link to hear the story read aloud.</p> <p>Parent Tip: Have you ever dog-sat or pet-sat for a friend? Make a list of the things that you would do to take care of their pet?</p>	<p>Recommended Reading:</p> <p>"Not Norman" By Kelly Bennette</p>  <p>Use this link to hear the story read aloud.</p> <p>Parent Tip: Design your own dream aquarium for a new fish! What special features will the fish tank have?</p>	<p>Recommended Reading:</p> <p>"Who Will Be My Pet?" By Stan Tusan</p>  <p>Use this link to hear the story read aloud.</p> <p>Parent Tip: "Mixed-up Sounds!" First, read through the book and make the animal sounds. Next, read the book again and mix-up the sounds.</p>
<p>Virtual Field Trips</p> 	<p>How to Feed Classroom Pets Field Trip to an Animal Shelter Field Trip to an Animal Hospital Virtual Pet Store Field Trip</p>		<p>Music and Movement</p> 	<p>The Goldfish Wag Your Tail I Have a Pet Cat Party</p>
<p>Outdoor/Indoor Play</p>				

Play is a natural way for young children to discover and make sense of the world around them.

<p>Infants: “Walk the Dog” (push toy) - Leg strength</p> <p>Toddlers: Hop like a Bunny!</p> <p>Preschoolers: “Pet House” If you have a large appliance box, help your child decorate it and turn it into a pet house. Have your child take the pets for a walk, runs, etc. and then place them in the house to rest.</p>	<p>Infants: Crawl like a turtle – Encourage your baby to crawl to you.</p> <p>Toddlers: Encourage your child to paint a picture of their pet, or a pet they’d like to have.</p> <p>Preschoolers: Plan to visit a pet store. When you return, discuss, and make a list of all the pets you saw.</p>	<p><u>School Age</u></p> <p>Animal Sounds for Kids</p> <p>Teaching Kids to Care for Pets</p>  <p>The Best Pets for Kids</p>	<p>Infants: “Where did puppy go? Play peek-a-boo with a variety of stuffed animals.</p> <p>Toddlers: Crawl and meow like a cat.</p> <p>Preschoolers: “Guess My move!” Let each child take a turn pretending to be an animal and let the other children guess!</p>	<p>Infants: “Puppy Kisses” Cuddle up with your baby - shower him/her with hugs and kisses.</p> <p>Toddlers: Bark and walk like a dog.</p> <p>Preschoolers: “Pet Toss” Place pillows out and provide stuffed animals. Have your child practice tossing a stuffed animal onto the pillow.</p>
---	---	---	--	--



[The Link Between Pets and Human Health](#)

[The Benefits of Pets](#)

[Child wants a Pet: 8 Important Factors to Consider](#)

[Pets and Mental Health](#)

“A Quote to Ponder...”



Just Smile!

www.RompedPetTravel.com

Kicks & Wiggles

JOKE: What dog keeps the best time?



A watchdog!

ANSWER: